


FIRE RISK ASSESSMENT



Property Assessed

Hathersage Drive Community Centre
Hathersage Drive
Leabrooks
Derbyshire
DE55 1LR

UPRN

4

FRA Valid From

08/09/2020

FRA Valid To

08/09/2021


FRA Completed By

Pennington Choices



FRA Action Plan

Hathersage
Drive
Community
Centre
Hathersage
Drive
Leabrooks
Derbyshire
DE55 1LR



Question Number	Category	Priority	Comments	Recommendation	Target Completion Date	Photo Ref
A1	Electrical Ignition Sources	M(P) 3 Months	No evidence of fixed electrical testing.	Recommend management confirm that the common area fixed electrical system has been inspected and tested within the last five years in accordance with BS 7671:2008 (as amended)	08/12/2020	0
A2	Electrical Ignition Sources	M(P) 3 Months	There were portable appliances found in the kitchen but no evidence of recent testing.	Recommend management confirm that all portable electrical appliances in common areas are inspected and tested every two years at a minimum	08/12/2020	0
K5	Means of Escape	L(P) 12 Months	The 2 double French doors at the rear of the lounge are open able by removable key	It is advised to fit thumb turn locks to these doors to enable the doors to be opened without recourse to a removable key	08/09/2021	P2/3/14
Q4	Limiting Fire Spread	L(P) 12 Months	The assessor was unable to access the roof void	Recommend management check compartmentation within the roof space over the common area	08/09/2021	0

Q8	Limiting Fire Spread	R(P) Unlimited	The materials used to line walls and ceilings can contribute significantly to the spread of flame across their surface. Anaglypta wallpaper is fitted throughout.	Consider replacing wallpaper with a suitable class 0 lining (for e.g. painted plaster) on circulation spaces and class 1 lining in rooms greater than 30m ² (or treat with a suitable flame-retardant material to reduce the spread of fire, and retain evidence of treatment). This can be done on refurbishment due to the size and use of the premises.	#N/A	0
----	----------------------	----------------	---	---	------	---

Client	Futures Housing Group
Reassessment Priority	High - 1 Year
Responsible Person:	CEO Futures Housing Group
BAFE SP205-1 Certificate Number	CHES077
Date of FRA Issue to Client	08/09/2020
FRA Valid to Date	08/09/2021

Type of FRA

Type 1 Fire risk assessments are non-destructive surveys of the common parts of a building. Internal and external areas are assessed, including store cupboards, electrical cupboards, risers, accessible lofts and a sample of flat entrance doors where applicable

General Information

UPRN	4
Address 1	Hathersage Drive Community Centre
Address 2	Hathersage Drive
Address 3 (street)	Leabrooks
Address 4 (area)	Derbyshire
Postcode	DE55 1LR
Fire Risk Assessor	Lee Brown GFireE
Date of inspection	18/08/2020
Checked by:	Bradley Ashworth

The Premises

Property Designation	Commercial
Property Type	Purpose built community centre
No of Floors	1
No of Flats (if applicable)	
Ground floor area (m2) (if applicable)	120
Total area of all floors (m2) (if applicable)	
Building Description; <ul style="list-style-type: none"> - no of staircases, storeys - no of entrances/exits - lifts - stepped/level access - ancillary usage 	Ramped access into a lobby, with doors to 2 WC's and a door into the communal lounge, which contains a store cupboard and a separate kitchen. There are 2 means of escape, through the front entrance and a door at the rear of the lounge There are no staircases or lifts in the building.
Building Construction; <ul style="list-style-type: none"> - approx. age / year built - building structure, floors, walls and roof - cladding - standard of conversion (if applicable) 	Single storey semi-detached building. Traditional brick and timber with concrete floor, mixture of solid and plasterboard walls and a pitched, tiled roof.
Extent of common areas (please describe common areas assessed)	All common areas and associated means of escape have been covered in the risk assessment
Areas of the building to which access was not available	All parts of the building were accessed
If applicable, state which flats were sample inspected	

The Occupants

Details of any onsite management (hours onsite etc.)	The building is a managed building with occasional staff attendance.
Person managing fire safety in premises	
Person consulted during the fire risk assessment	
Number of occupants (maximum estimated)	30
Number of employees	1
Number of members of the public (maximum estimated)	29
Identify any people who are especially at risk: <ul style="list-style-type: none"> - sleeping occupants - disabled occupants - occupants in remote areas and lone workers - young persons - others 	Exact numbers of occupants unknown but Futures Home Group have designated a maximum of 30 occupants. The community centre is located within an area believed to be for elderly living therefore wheelchair users are likely. If wheelchair users can enter the premises it is anticipated they can evacuate, either unaided or with the person they entered the building with. However the Responsible Person on site for room hire must be made aware that the rear exit is not suitable for wheelchair users. The travel distance to the main entrance is acceptable.

Other Information

Fire loss experience (since last FRA)	None known or reported at the time of inspection, no physical evidence of fire in recent times.
Any other relevant information	

Fire Safety Legislation

The following fire safety legislation applies to these premises:	Regulatory Reform (Fire Safety) Order 2005
Other key fire safety legislation (other than Building Regs 2000):	Licensing Act 2003

Elimination or Reduction of Fire Hazards

Electrical Ignition Sources		Response	Photo Ref	Priority
A1	<p>Is the fixed electrical installation periodically inspected and tested ?</p> <p>Comment: Date of last fixed electrical inspection</p> <p>Recommendation:</p>	<p>N/K</p> <p>No evidence of fixed electrical testing. Recommend management confirm that the common area fixed electrical system has been inspected and tested within the last five years in accordance with BS 7671:2008 (as amended)</p>		M(P) 3 Months
A2	<p>Is PAT testing in common areas carried out?</p> <p>Comment:</p> <p>Recommendation:</p>	<p>N</p> <p>There were portable appliances found in the kitchen but no evidence of recent testing. Recommend management confirm that all portable electrical appliances in common areas are inspected and tested every two years at a minimum</p>		M(P) 3 Months
A3	<p>Is there a policy for personal electrical appliances (consider restrictions of communal supply points such as outlets and T pin outlets)?</p> <p>Comment:</p> <p>Recommendation:</p>	<p>Y</p> <p>The client has a policy in place regarding the use of personal electrical appliances.</p>		
A4	<p>Is the use of adapters and leads limited?</p> <p>Comment:</p> <p>Recommendation:</p>	<p>Y</p> <p>There was no evidence of any electrical extension leads, cable reels or block adapters being used within the premises.</p>		
Smoking Policies		Response	Photo Ref	Priority
B1	<p>Are there suitable arrangements for those who wish to smoke? (state what the arrangements are)</p>	<p>N</p>		

		Comment:	The client may wish to consider a dedicated place for smokers away from the building and provide a suitable receptacle to facilitate the safe disposal of smoking materials		
		Recommendation:			
B2	Does the policy in relation to smoking appear to be observed?	Y			
		Comment:	There is a policy In place and this appears to be enforced/managed. No evidence of smoking within the common areas observed at the time of the Fire Risk Assessment.		
		Recommendation:			

Arson

				Photo Ref	Priority
C1	Are premises secure against arson by outsiders? (Please state how)	Y			
		Comment:	At the time of the assessment the premises were secured against unauthorised access.		
		Recommendation:		P1	
C2	Are bins secured / stored in a suitable location? (Please state bin type, location, if and how it is secured)	Y			
		Comment:	Waste bins stored appropriately in an external bin area away from the building.		
		Recommendation:			
C3	Is there any fire loading close to the premises?	N			
		Comment:	At the time of the assessment there was no evidence of any combustibles/flammables in or around the premises which may promote or assist any arson attack		
		Recommendation:			

Portable Heaters and Heating Installations

				Photo Ref	Priority
D1	If used, is the use of portable heaters regarded as safe?	N/A			
		Comment:	At the time of the assessment there was no evidence of any portable heaters within the areas assessed.		
		Recommendation:			
D2	Are fixed heating systems maintained (annually)?	Y			
	Comment: Date of last fixed heating system inspection		A gas mains combi boiler was identified. Futures Housing Group confirm that the heating system is serviced annually.		
		Recommendation:			

Cooking

E1	Are reasonable measures in place to prevent fires as a result of cooking?	Y			
		Comment:	Cooking facilities (domestic cooker only) were identified within the areas assessed.		
		Recommendation:			

E2	Are filters changed and ductwork cleaned?	N/A		
	Comment:		No ducting/filters installed (other than domestic)	
	Recommendation:			
E3	Are suitable extinguishing appliances available?	Y		
	Comment:		A CO2 extinguisher and a fire blanket are on the kitchen wall.	
	Recommendation:			P12

Lightning

F1	Does the building have a lightning protection system?	N/A		
	Comment:		The height and design of the building are such that it is unlikely that a lightning protection system is required. The provision of a lightning protection system would need to be assessed through the risk assessment process detailed in BS EN 62305:2006. If the client considers the premises to be at undue risk from lightning strike, then an assessment will need to be carried out by a competent person in accordance with the standard given above.	
	Recommendation:			

House-Keeping

G1	Is the property regularly cleaned to prevent the build up of combustibles?	Y		
	Comment:		At the time of the assessment the house keeping was found to be satisfactory.	
	Recommendation:			
G2	Are combustible materials kept away from any sources of ignition?	Y		
	Comment:		Satisfactory.	
	Recommendation:			
G3	Are the escape routes kept clear of items combustible materials or waste?	Y		
	Comment:		At the time of the assessment all escape routes were clear of combustibles and clearways maintained	
	Recommendation:			
G4	Are the escape routes kept clear of any trip hazards?	Y		
	Comment:		All floors are in a good state of repair, and all coverings are properly secured and well maintained	
	Recommendation:			
G5	Any hazardous materials are stored correctly?	Y		
	Comment:		Satisfactory.	
	Recommendation:			
G6	Are all other house-keeping issues satisfactory?	Y		
	Comment:		Satisfactory.	
	Recommendation:			

Hazards introduced by Outside Contractors

H1	Are fire safety conditions imposed on outside contractors?	Y		
	Comment:		All work requiring the use of contractors is organised and controlled by Futures Housing Group.	
	Recommendation:			
H2	Is there satisfactory control over works carried out in the building by outside contractors (e.g. hot work permits)?	Y		
	Comment:		Futures Housing Group has a contractor policy in place that includes 'hot works' permits where necessary.	

		Recommendation:			
H3	Is there satisfactory control over works carried out in the building by in-house contractors (e.g. hot work permits)?	N/A			
		Comment:	There are no in house maintenance personnel.		
		Recommendation:			

Dangerous Substances

I1	If dangerous substances are used, has a risk assessment been carried out as required by the Dangerous Substances and Explosives Atmospheres Regulations 2002?	N/A			
		Comment:	At the time of the assessment no hazards associated with dangerous substances used or stored within the premises were identified.		
		Recommendation:			

Other Significant Hazards

J1	Are all issues deemed satisfactory? [1]	Y			
		Comment:			
		Recommendation:			
J2	Are all issues deemed satisfactory? [2]	Y			
		Comment:			
		Recommendation:			
J3	Are all issues deemed satisfactory? [3]	Y			
		Comment:			
		Recommendation:			

General Fire Protection Measures

Means of Escape

K1	Is the escape route design deemed satisfactory? (Consider current design codes)	Y			
		Comment:	The means of escape for the building is suitable.		
		Recommendation:			
K2	Are the escape routes adequately protected? (Consider lobby protection to staircase, if needed)	Y			
		Comment:	The escape routes are adequately protected.		
		Recommendation:			
K3	Is there adequate provision of exits, for the numbers who may be present?	Y			
		Comment:	The provision of exits is considered adequate for the number of people expected to be present.		
		Recommendation:			
K4	Is there adequate exit width, for the numbers who may be present?	Y			
		Comment:	The exit width is considered adequate for the number of people expected to be present.		
		Recommendation:			
K5	Are doors on escape routes easily opened? (and are sliding or revolving doors avoided?)	N			
		Comment:	The 2 double French doors at the rear of the lounge are open able by removable key		

		Recommendation:	It is advised to fit thumb turn locks to these doors to enable the doors to be opened without recourse to a removable key	P2/3/14	L(P) 12 Months
K6	Do final exits open in the direction of escape where necessary?	Y			
		Comment:	Final exits open in the direction of escape where necessary.		
		Recommendation:			
K7	Are travel distances satisfactory? (consider single direction and more than one direction, property risk profile and occupancy characteristics)	Y			
		Comment:	Travel distances appear to be in line with that allowed in current guidance.		
		Recommendation:			
K8	Are there suitable precautions for all inner rooms?	N/A			
		Comment:	The inner rooms were suitably protected by means of (ADB 2.5 and 3.10). Vision panel in kitchen door and smoke detection in lounge		
		Recommendation:			
K9	Are escape routes separated where appropriate?	N/A			
		Comment:			
		Recommendation:			
K10	Are corridors sub-divided where appropriate?	N/A			
		Comment:			
		Recommendation:			
K11	Do escape routes lead to a place of safety?	Y			
		Comment:	At the time of the assessment the escape routes were found to be unobstructed, unlocked and lead to a place of ultimate safety.		
		Recommendation:			
K12	Are the stairs and/or lobbies provided with adequate ventilation? (If considered satisfactory, please state provision)	Y			
		Comment:	There are openable windows available.		
		Recommendation:			
K13	Are there suitable arrangements in the building for means of escape for disabled persons?	Y			
		Comment:	There are reasonable arrangements for the evacuation of disabled occupants from the building. It is assumed occupants that can enter the building can self evacuate.		
		Recommendation:			
K14	Are all other means of escape issues satisfactory?	Y			
		Comment:	The means of escape design is broadly in accordance with current design codes and is deemed satisfactory.		
		Recommendation:			
K15	Are all other means of escape issues satisfactory?	Y			
		Comment:			
		Recommendation:			
K16	Recommended evacuation strategy for this building is:				
		Recommendation:	Simultaneous Evacuation		
	Description of the current evacuation strategy and premises design in relation to the originally intended evacuation strategy		The fire action notices indicate a full evacuation. Full evacuation is always required for this type of premises.		

Flat Entrance Doors

L1	Are the sample inspection flat entrance door or doors / frames appropriately fire rated?	N/A	Comment: None present.		
			Recommendation:		
L2	Are the flat entrance doors in good condition - not in need of repair?	N/A	Comment:		
			Recommendation:		
L3	Is all glazing to flat entrance doors appropriately fire rated?	N/A	Comment:		
			Recommendation:		
L4	Are fan lights above flat entrance doors appropriately fire rated?	N/A	Comment:		
			Recommendation:		
L5	Are side panels to flat entrance doors appropriately fire rated?	N/A	Comment:		
			Recommendation:		
L6	Are the flat entrance door(s) sampled fitted with an adequate self-closing device?	N/A	Comment:		
			Recommendation:		
L7	Are the flat entrance door(s) sampled fitted with intumescent strips and cold smoke seals?	N/A	Comment:		
			Recommendation:		
L8	Are letterboxes satisfactory? (State only if missing, damaged or uPVC)	N/A	Comment:		
			Recommendation:		
L9	Is there any issues with other flat entrance doors (please state if from external leaf inspection only or full sample)?	N/A	Comment:		
			Recommendation:		
L10	Is there any issues with other flat entrance doors (please state if from external leaf inspection only or full sample)?	N/A	Comment:		
			Recommendation:		

Common Area Fire Doors

M1	Are all common area fire doors and/or frames appropriately fire rated?	Y	Comment: Satisfactory.		
			Recommendation:		
M2	Are all common area fire rated fire doors in good condition - and not in need of repair?	Y	Comment:		
			Recommendation:		

M3	Is all glazing to common area fire doors appropriately fire rated?	Y	Comment: Recommendation:	Georgian Wired fire rated glass.		
M4	Are fan lights/side panels to common area fire doors appropriately fire rated?	N/A	Comment: Recommendation:			
M5	Are self-closing devices on common area fire doors adequate? (Where appropriate)	Y	Comment: Recommendation:	Doors are fitted with overhead closers.	P9	
M6	Are intumescent strips and smoke seals provided to common area fire doors?	Y	Comment: Recommendation:			
M7	Are common area fire doors otherwise adequate? (Ironmongery, tolerances, seals etc.)	Y	Comment: Recommendation:			
M8	Are all other fire door issues satisfactory?	Y	Comment: Recommendation:			

Emergency Lighting

N1	If emergency lighting is provided, is it in good repair? (From visible inspection only)	Y	Comment: Recommendation:	The emergency lighting appeared satisfactory throughout.	P6-8	
N2	If emergency lighting is provided, is the coverage sufficient? (Internal and external)	Y	Comment: Recommendation:	It would appear that the emergency lighting is installed in general compliance with the recommendations of BS5266-1.		
N3	If EL not provided, is borrowed/artificial lighting sufficient for escape? (Internal and external)	N/A	Comment: Recommendation:	See N1.		

Fire Safety Signs and Notices

O1	Is there adequate provision of fire safety signs and notices? (Consider directional, exits, stairs, fire action notices, fire equipment and 'do not use lift' signage)	Y	Comment: Recommendation:	At the time of the assessment fire safety signage appeared satisfactory within the premises.	P4	
O2	Is fire door signage adequate? (Consider 'Fire door keep shut' and 'Fire door keep locked shut' signage)	Y	Comment: Recommendation:	At the time of the assessment fire door signage appeared satisfactory within the premises.	P5/11	

O3	Are other fire safety signs adequate and clearly visible?	Y		
	Comment:			
	Recommendation:			

Means of Giving Warning in Case of Fire

P1	Has the building got a manually operated electrical fire alarm system?	Y		
	Comment:			
	Recommendation:			
P2	If common area AFD and/or alarm system is installed, is it in good working order?	Y		
	Comment:		The building is fitted with a BS5839-6 Grade D1 Category LD2 fire alarm system. From a visual inspection the fire alarm warning system appears satisfactory.	
	Recommendation:			P7/8/18
P3	If installed, is the common area AFD adequate for the occupancy and fire risk?	Y		
	Comment:		The fire alarm is adequate for the nature and size of the premises.	
	Recommendation:			
P4	If not installed, are the premises deemed safe without a common area AFD system?	N/A		
	Comment:			
	Recommendation:			
P5	If applicable, is a separate domestic hard-wired smoke/heat alarm within the flats installed to a suitable standard?	N/A		
	Comment:			
	Recommendation:			
P6	If applicable (Sheltered scheme) is the smoke detection within the flats monitored by an alarm receiving centre/on site scheme manager via a telecare system?	N/A		
	Comment:			
	Recommendation:			

Limiting Fire Spread

Q1	Is the level of compartmentation adequate? (Special consideration should be given to converted or non 'purpose built' premises and those operating a 'stay put' evacuation strategy)	Y		
	Comment:		Based on a visual inspection of the premises, compartmentation to the walls, floors, ceilings and voids above cross-corridor doors etc. appears to be satisfactory.	
	Recommendation:			
Q2	Are hidden voids appropriately enclosed and/or fire-stopped? (consider above suspended ceilings)	N/A		
	Comment:			
	Recommendation:			
Q3	Are risers (shafts, ducts and cupboards) in the common area appropriately enclosed and/or fire-stopped?	N/A		
	Comment:			
	Recommendation:			
Q4	Is compartmentation maintained in the roof space?	N/K		
	Comment:		The assessor was unable to access the roof void	

		Recommendation:	Recommend management check compartmentation within the roof space over the common area		L(P) 12 Months
Q5	Are electrics enclosed in fire rated construction? (Where necessary)	Y			
		Comment:			
		Recommendation:			
Q6	Is compartmentation maintained at electrical meter cupboards in flat walls (embedded meters only)?	N/A			
		Comment:			
		Recommendation:			
Q7	If required, are dampers provided? (Base of refuse chute, ductwork etc.)	N/A			
		Comment:			
		Recommendation:			

Q8	Are wall and ceiling linings appropriate to limit fire spread?	N	<p>The materials used to line walls and ceilings can contribute significantly to the spread of flame across their surface. Anaglypta wallpaper is fitted throughout.</p> <p>Consider replacing wallpaper with a suitable class 0 lining (for e.g. painted plaster) on circulation spaces and class 1 lining in rooms greater than 30m² (or treat with a suitable flame-retardant material to reduce the spread of fire, and retain evidence of treatment). This can be done on refurbishment due to the size and use of the premises.</p>		R(P) Unlimited
Q9	Are soft furnishings in common areas appropriate to limit fire spread/growth?	Y	<p>All furniture within the premises appears to conform to the Furniture and Furnishings (Fire) (Safety) Regulations 1988 (as amended 1988 and 1993).</p>		
Q10	Does the premises have any external balconies, cladding or materials which may promote external fire spread?	N	<p>Materials used in the external walls appear to be adequate with regard to combustibility and fire spread.</p>		
Q11	Are all other fire spread/compartmentation issues satisfactory?	Y			
Q12	Are all other fire spread/compartmentation issues satisfactory?	Y			
Q13	Are all other fire spread/compartmentation issues satisfactory?	Y			
Fire Extinguishing Appliances					
R1	If required, is there reasonable provision of portable fire extinguishers?	Y	<p>Firefighting means within the premises appears satisfactory. There appear to be suitable types installed for the hazards present and are sufficient in number.</p>		P10-12
R2	Are all fire extinguishing appliances readily accessible?	Y	<p>All fire extinguishers appear to be clearly visible.</p>		
Other relevant systems and equipment					
S1	If any other relevant systems / equipment is installed, state type of system and comment as necessary.	N/A			
S2	If any other relevant systems / equipment is installed, state type of system and comment as necessary.	N/A			

S3	If any other relevant systems / equipment is installed, state type of system and comment as necessary.	N/A		
	Comment:			
	Recommendation:			
S4	If any other relevant systems / equipment is installed, state type of system and comment as necessary.	N/A		
	Comment:			
	Recommendation:			

Fire Safety Management

Procedures and Arrangements

T1	Has a competent person(s) been appointed to assist in undertaking the preventative and protective measures?	Y		
	Comment:		We are informed that only suitably skilled persons are utilised by Futures Housing Group	
	Recommendation:			
T2	Is there a suitable record of the fire safety arrangements?	Y		
	Comment:			
	Recommendation:			
T3	Are there appropriate procedures in place in the event of fire and are these documented?	Y		
	Comment:			
	Recommendation:			
T4	Are there suitable arrangements for calling the Fire Service, meeting them on arrival and providing relevant information?	N/A		
	Comment:			
	Recommendation:			
T5	Are there suitable fire assembly points away from any risk?	N/A		
	Comment:			
	Recommendation:			
T6	Are there adequate procedures in place for the evacuation of disabled people who are likely to be present?	Y		
	Comment:		See K13.	
	Recommendation:			
T7	Are staff nominated and trained on the use of fire extinguishing appliances?	N/A		
	Comment:			
	Recommendation:			
T8	Are staff nominated and trained to assist in evacuation (Where applicable e.g. Offices, supported schemes)?	N/A		
	Comment:			
	Recommendation:			
T9	Is there appropriate liaison with the local Fire and Rescue Service?	N/A		
	Comment:		Not required for this size of premises.	
	Recommendation:			

T10	Are routine in-house checks carried out?	Y		
	- Alarm/EL			
	- extinguishers in place and visible			
	- fire doors (frames/seals/closing)			
	- final exits and escape routes clear			
	Comment:			
	Recommendation:			
T11	Are all other fire safety management issues satisfactory?	Y		
	Comment:			
	Recommendation:			

Training and Drills

U1	Do staff receive adequate induction and annual refresher fire safety training?	Y		
	(To include fire risks in the premises, fire safety measures in the building, action in the event of fire and on hearing alarm, location and use of fire extinguishers, calling the fire service.)			
	Comment:		We are informed that all appropriate staff training, testing and maintenance of fire safety provisions are carried out, and records are held centrally by Futures Housing Group. Staff training is only applicable to employees with a responsibility to carry out checks and tests of the fire safety provisions in the communal areas.	
	Recommendation:			
U2	Are employees nominated to assist in the event of fire given additional training?	N/A		
	Comment:			
	Recommendation:			
U3	Are staff nominated and trained to use fire extinguishing appliances?	N/A		
	Comment:			
	Recommendation:			
U4	Are fire drills carried out at appropriate intervals?	N/A		
	Comment:			
	Recommendation:			

Testing and Maintenance

V1	Is the fire alarm system tested weekly and periodically serviced?	Y		
	Comment:		Futures housing confirm all servicing and testing is carried out at appropriate intervals	
	Recommendation:			
V2	Is the emergency lighting system tested monthly and annually?	Y		
	Comment:		Futures housing confirm all servicing and testing is carried out at appropriate intervals	
	Recommendation:			
V3	Are fire extinguishers serviced annually?	Y		
	Comment:		Futures housing confirm all servicing and testing is carried out at appropriate intervals	
	Recommendation:			
V4	Are rising mains inspected six-monthly and tested annually?	N/A		
	Comment:			
	Recommendation:			
V5	Is the lightning protection system annually inspected and tested?	N/A		
	Comment:			
	Recommendation:			
V6	Are all other systems serviced? (Consider fire-fighting lifts, sprinkler systems)	Y		
	Comment:		Futures housing confirm all servicing and testing is carried out at appropriate intervals	
	Recommendation:			

Records

W1	Is there a log book on the premises?	N		
	Comment:		We are informed that all appropriate staff training, testing and maintenance of fire safety provisions are carried out, and records are held centrally by Futures Housing Group.	
	Recommendation:			
W2	Are fire drills recorded (consider the property designation, risk, potential prolonged evacuation and records to demonstrate acceptable evacuation drill times are being achieved in day and night time conditions)?	N/A		
	Comment:			
	Recommendation:			
W3	Is fire training recorded?	N/A		
	Comment:			
	Recommendation:			










W4	Are fire alarm tests recorded?	Y		
	Comment:		We are informed that all appropriate staff training, testing and maintenance of fire safety provisions are carried out, and records are held centrally by Futures Housing Group.	
	Recommendation:			
W5	Are emergency lighting tests recorded?	Y		
	Comment:		We are informed that all appropriate staff training, testing and maintenance of fire safety provisions are carried out, and records are held centrally by Futures Housing Group.	
	Recommendation:			
W6	Is testing/maintenance of any other fire protection systems recorded?	N/A		
	Comment:			
	Recommendation:			






Any Other Information

X1	Are all issues deemed satisfactory? [1]	Y		
	Comment:			
	Recommendation:			
X2	Are all issues deemed satisfactory? [2]	Y		
	Comment:			
	Recommendation:			
X3	Are all issues deemed satisfactory? [3]	Y		
	Comment:			
	Recommendation:			

Assessment Risk Ratings

Y1	Likelihood of Fire:	Medium
Y2	Potential Consequences of Fire:	Slight harm
Y3	Premises Risk Rating	Tolerable
Y4	On satisfactory completion of all remedial works the risk rating of this building may be reduced to:	Tolerable

<p>Photo 1</p> 	<p>Description</p> <p>premises secured against unauthorised access</p>	<p>Photo 2</p> 	<p>Description</p> <p>Front exit door is easily openable.</p>	<p>Photo 3</p> 	<p>Description</p> <p>Front exit door is easily openable.</p>
<p>Photo 4</p> 	<p>Description</p> <p>Appropriate provision of fire extinguishers.</p>	<p>Photo 5</p> 	<p>Description</p> <p>Fire door signage and overhead door closers</p>	<p>Photo 6</p> 	<p>Description</p> <p>Emergency lighting and fire alarm detectors appear to be in good condition</p>
<p>Photo 7</p> 	<p>Description</p> <p>Emergency lighting and fire alarm detectors appear to be in good condition</p>	<p>Photo 8</p> 	<p>Description</p> <p>Emergency lighting and fire alarm detectors appear to be in good condition</p>	<p>Photo 9</p> 	<p>Description</p> <p>Fire door signage and overhead door closers</p>

<p>Photo 10</p> 	<p>Description</p> <p>Glazing is Georgian wired fire rated glass</p>	<p>Photo 11</p> 	<p>Description</p> <p>Fire door signage</p>	<p>Photo 12</p> 	<p>Description</p> <p>Appropriate provision of fire extinguishers.</p>
<p>Photo 13</p> 	<p>Description</p> <p>Furniture fire-resistance labels found</p>	<p>Photo 14</p> 	<p>Description</p> <p>Rear exit doors have removable key lock.</p>	<p>Photo</p>	<p>Description</p>

RISK RATING

The following simple risk level estimator is based on a more general health and safety risk level estimator of the type contained in BS 8800: A suitable risk-based control plan should involve effort and urgency that is proportional to risk. The following risk-based control plan is based on one advocated by BS 8800 for general health and safety risks:

Likelihood of fire	Potential consequences of fire			Risk level	Action and time table
	Slight harm	Moderate Harm	Extreme Harm	Trivial	No action is required and no detailed records need be kept.
Low	Trivial	Tolerable	Moderate	Tolerable	No major additional controls required. However, there might be a need for improvements that involve minor or limited cost
Medium	Tolerable	Moderate	Substantial	Moderate	It is essential that efforts are made to reduce the risk. Risk reduction measures should be implemented within a defined time period. Where moderate risk is associated with consequences that constitute extreme harm, further assessment might be required to establish more precisely the likelihood of harm as a basis for determining the priority for improved control measures
High	Moderate	Substantial	Intolerable	Substantial	Considerable resources might have to be allocated to reduce the risk. If the building is unoccupied, it should not be occupied until the risk has been reduced. If the building is occupied, urgent action should be taken.
				Intolerable	Building (or relevant area) should not be occupied until the risk is reduced.

Taking into account the fire prevention measures observed at the time of this risk assessment, it is considered that the likelihood from fire at these premises is: Medium

(Note that, although the purpose of this section is to place the risk in context, the above approach to fire risk assessment is subjective and for guidance only. All hazards and deficiencies identified in this report should be addressed by implementing all recommendations contained in the following action plan. The fire risk assessment should be reviewed regularly.)

In this context, a definition of the above terms is as follows:

Low: Unusually low likelihood of fire as a result of negligible potential sources of ignition.

Medium: Normal fire hazards (e.g. potential ignition sources) for this type of occupancy, with fire hazards generally subject to appropriate controls (other than minor shortcomings).

High: Lack of adequate controls applied to one or more significant fire hazards, such as to result in significant increase in likelihood of fire.

Taking into account the nature of the building and occupants, as well as the fire protection and procedural arrangements observed at the time of this fire risk assessment, it is considered that the consequences for life safety in the event of fire would be:		FIRE RISK ASSESSMENT - INDIVIDUAL RECOMMENDATION PRIORITIES AND TIMESCALES		
		Individual Recommendation Priorities:		Recommended Timescales:
Slight harm	High (Property)	H(P)	H(P) 1 Month	
	Medium (Property)	M(P)	M(P) 3 Months	
	Low (Property)	L(P)	L(P) 12 Months	
	Recommended (Property)	R(P)	R(P) Unlimited	

In this context, a definition of the above terms is as follows:

Slight Harm: Outbreak of fire is unlikely to result in serious injury or death of any occupants (other than an occupant sleeping in a room in which fire occurs)

Moderate Harm: Outbreak of fire could foreseeably result in injury (including serious injury) of one or more occupants, but it is unlikely to involve multiple fatalities

Extreme Harm: Significant potential for serious injury or death of one or more occupants

High (Management)

Low (Management)

Accordingly, it is considered that the risk to life from fire at these premises is: Tolerable

Additional Information

BAFE SP205-1 Life Safety Fire Risk Assessment Certificate of Conformity


Schedule:

- Part 1a** Name & Address of Certificated Organisation :
Pennington Choices, Brookfield House, Tarpoley Road, Norcott Brook,
Cheshire, WA4 4EA
- Part 1b** BAFE registration number of issuing Certificated Organization:
CHES077
- Part 2** Name of client:
Futures Housing Group
- Part 3a** Address of premises for which the fire risk assessment was carried out:
Hathersage Drive Community Centre
Hathersage Drive
Leabrooks
Derbyshire
DE55 1LR
- Part 3b** Part or parts of the premises to which the fire risk assessment applies:
Common Parts only (not dwellings, where applicable)
- Part 4** Brief description of the scope and purpose of the fire risk assessment:
Life Safety (as per agreed Specification)
- Part 5** Effective date of the fire risk assessment:
08/09/2020
- Part 6** Recommended date for reassessment of the premises:
08/09/2021
- Part 7** Unique reference number of this certificate:
CHES077

This certificate is issued by the organization named in Part 1 of the schedule in respect of fire risk assessment provided for the person(s) or organization named in Part 2 of the schedule at the premises and / or part of the premises identified in Part 3 of the schedule.

We, being currently a 'Certificated Organization' in respect of fire risk assessment identified in the schedule, certify that the fire risk assessment referred to in the schedule complies with the Specification identified in the schedule and with all other requirements as currently laid down within the BAFE SP205 Scheme in respect of such fire risk assessment.

Signed for and on behalf of the issuing Certificated Organization:
Alison Robinson



Date of issue:
08/09/2020



Security.Improved



Fire Risk Assessment
Provider (SP205)

Fire Risk Assessment - Limitations

The findings of the fire risk assessment will be based upon the conditions found at the Premises at the time the assessment is to be carried out and on relevant information provided by the Responsible Person and/or their nominated representative.

The assessment is intended to assist the Responsible Person to comply with their responsibilities under the Regulatory Reform (Fire Safety) Order 2005.

The assessment will report on the risk to life safety.

Whilst all reasonable enquiries will be made to gather relevant information on the Premises and the nature of its use, it must be understood that no dismantling of the building's fabric or structure will be undertaken during the assessment.

It is stressed that the assessment should not be regarded as a structural survey for fire safety purposes as such a survey should only be entrusted to a qualified building surveyor.

All services or penetrations traversing fire resisting compartments are not confirmed as being sufficiently fire stopped with fire resisting material to the appropriate standard. If fire compartments/fire dampers/voids (ceilings, floors or other voids) are considered inaccessible for safety reasons or any other reason and cannot be physically accessed or are outside the visual range of the assessor, technical comment on these areas cannot be provided.

If there are reasons to suspect the fire resistance within the Premises has not been sufficiently maintained the responsibility to provide this technical information rests with the Responsible Person\duty holder.

Although reference in the report is made to relevant British Standards, Codes of Practice and Guides the assessment will not, nor is it intended to, ensure compliance with any of the documents referred to in the assessment. However, deviations from generally accepted codes, standards and universally recognised good fire safety practice will be identified in the assessment.

Where changes to an assessable are required as a result of any such review the Responsible Person must make them.

The report relates to the conditions found at the time the assessment was carried out. No responsibility is accepted for any change in the conditions or circumstances prior to or after the Fire Risk Assessment has been undertaken.

The report will highlight the Significant Findings (Recommended Action(s)) that the Fire Risk Assessor found at the time of the assessment.

It is the responsibility of the Responsible Person to ensure that any deficiencies found during the assessment and subsequently reported to the Responsible Person, by the report, are their responsibility to rectify to a satisfactory standard to meet the requirements of the Regulatory Reform (Fire Safety) Order 2005.

By signing for, by payment for services or acknowledgment of receipt of the report you accept full responsibility and accountability for implementing the findings of the report.

It is wholly the responsibility of the Responsible Person and/or his agent (not the Fire Risk Assessor or Pennington Choices or its employees, agents or subcontractors) to implement and maintain the Fire Precautions at the Premises to a satisfactory standard and condition to comply with the requirements of the Regulatory Reform (Fire Safety) Order 2005.

The report will be prepared based on the appearance and conditions found within the Premises at the time of the assessment; this includes the conditions and appearance of the premises, number of employees, other relevant persons, internal layout, the conditions within the curtilage of the Premises and information provided to the Fire Risk Assessor at the time of the assessment.

Failure to address and/or rectify any deficiencies mentioned in the report may result in serious harm, injury and or death to any relative person, employee, visitor, you or any other person in, on, within or without the perimeter of the Premises.

Failure to address any of the deficiencies highlighted in the report may be considered to be breaches of the Regulatory Reform (Fire Safety) Order 2005 and may result in prosecution by the enforcing authority.

Responsibility for the on-going management of the Premises and even, if necessary, the decision to allow the Premises to be used for its present purpose, and in its current condition remains with the Responsible Person.

Liability for management procedures for say, evacuation management, maintenance of firefighting equipment, maintenance of alarms, emergency escape lighting, and any other emergency related provisions does not in any way remain with the fire risk assessor because the ongoing management of the Premises is not within the risk assessor's control.

Any faults or deficiencies in any emergency related equipment, staffing levels and/or staff training are the responsibility of the Responsible Person and/or the duty holder.

Portable or moveable items and items brought into the Premises are the responsibility of the Responsible Person and/or the duty holder.

Under the Regulatory Reform (Fire Safety) Order 2005 and the Management of Health and Safety at Work Regulations 1999 the Responsible Person is to ensure that the Fire Risk Assessment is reviewed annually or when there is a significant change, material alteration, change in the use of the Premises, a change in working practices, or following any incident, including fire, which may affect the Fire Precautions of the Premises.

The circumstances of the Premises may change over time and with use and/or occupancy, therefore, failure to review the fire risk assessment by the date indicated may mean that the fire risk assessment is no longer valid.

This Fire Risk Assessment is not a Health and Safety Report. A Health and Safety review should be conducted to ensure compliance with the Health and Safety at Work Act 1974.

Compliance with all other legislation is the responsibility of the Responsible Person. Pennington Choices Ltd (so far as it is legally entitled to limit and/or exclude such loss) accepts no responsibility for loss, damage or other liability arising from a fire, loss and/or injury due to the failure to observe the safety, observance and practises identified in the Assessment.

The Responsible Person will always remain responsible for the outcome of the Fire Risk Assessment and/or its review.

Cladding

“Attention is drawn to the Ministry of Housing, Communities & Local Government Consolidated Advice Note for building owners of multi-storey, multi-occupied residential buildings, dated January 2020 (<https://www.gov.uk/government/publications/buildingsafety-advice-for-building-owners-including-fire-doors>) (the “Advice Note”).

The Advice Note recommends that building owners should consider the risk of external fire spread as part of the fire risk assessment for multi-occupied residential buildings. Consideration has been given to this matter within this fire risk assessment. The Advice Note further recommends the assessment of the fire risks of any external wall system, irrespective of the height of the building.

Assessment of the fire risks of external walls and any cladding are excluded from the scope of this current fire risk assessment, as this is outside our expertise.⁶ Accordingly, it is strongly recommended that you obtain advice from qualified and competent specialists on the nature of, and fire risks associated with, the external wall construction, including any cladding, of this building.

⁶ This exclusion is consistent with advice provided by The Fire Industry Association and is discussed in their guidance note to fire risk assessors on this matter.

This assessment by specialists should follow the process set out in the Advice Note and as noted in diagram 1 of that document. This assessment should show how the external wall construction supports the overall intent of Requirement B4(1) in Part B of Schedule 1 to the Building Regulations 2010, namely that “the external walls of the building shall adequately resist the spread of fire over the walls and from one building to another, having regard to the height, use and location of the building”. In this connection, the assessment should address this functional requirement (regardless of the height of the building) and not just the recommendations set out in guidance that supports the Regulations (e.g. Approved Document B under the Regulations). The assessment should not just comprise a statement of either compliance or non-compliance with the functional requirement or the guidance, but should include a clear statement on the level of risk and its acceptability.

This assessment by specialists should take into account a number of factors, including, but not necessarily limited to:

- The type of evacuation strategy used in the building, i.e. simultaneous, staged, phased or ‘stay put’ and the anticipated evacuation time should evacuation become necessary;
- Suitability of the facilities for firefighting, including firefighting access for the fire and rescue service;
- The construction of the external walls, including any cladding and its method of fixing;
- The presence, and appropriate specification, of cavity barriers;
- The height of the building;
- The vulnerability of residents;
- Exposure of external walls or cladding to an external fire;
- Fire protection measures within the building (e.g. compartmentation, automatic fire suppression, automatic fire detection); Apparent quality of construction, or presence of building defects;
- The combustibility of the building structure and the use of modern methods of construction, such as timber framing, CLT etc;
- The location of escape routes;
- The complexity of the building; and
- The premises’ emergency plan including an assessment of the adequacy of any staffing levels for the type of evacuation method employed.

The assessment is likely to take account of information on any approval of the building (and alterations to the building) under the Building Regulations, and of information on external wall construction and any cladding available from the Responsible Person (e.g. in operation and maintenance manuals, or handed over for compliance with Regulation 38 of the Building Regulations); It is unlikely that an RICS EWS1 form will provide adequate assurance on its own